



# St. Joseph Catholic School Summer Reading 2026-2027




## Fifth Grade

Due Date for Summer Reading – **Wednesday, August 12, 2026**

Required Book and Graphic Organizer:

1. All students will read the following book and complete the attached graphic organizer.

**The Mouse and the Motorcycle** by Beverly Cleary



Book and Project:

2. All students will choose **one** book from the list below and complete **one** of the attached projects.

**Sadako and The Thousand Paper Cranes** by Eleanor Coerr

**Bud Not Buddy** by Christopher Paul Curtis

**Matilda** by Roald Dahl

**The Indian in the Cupboard** by Lynne Reid Banks

**The Westing Game** by Ellen Raskin

**Shiloh** by Phyllis Reynolds Naylor

**Where Is...** Geography/Landmark Series

Name: \_\_\_\_\_

Book/Story: The Mouse and the Motorcycle

# STORY MOUNTAIN

Fill in the boxes to retell the important parts of the story.

## 2 PROBLEM (BUILD-UP)

What problem do the characters face?



## 3 BIG PROBLEM (CLIMAX)

What is the hardest or most exciting part?

---

---

---

## 4 WHAT HAPPENS NEXT? (FALLING ACTION)

What do the characters do after the big problem?

---

---

---

---

## 1 BEGINNING (ORIENTATION)

Who is in the story?  
Where does it take place?



---

---

---

---

## 5 ENDING (RESOLUTION)

How does the story end?

---

---

---

---



WHAT DID THE CHARACTERS LEARN?

---

---

---



WHAT DID YOU LEARN FROM THIS STORY?

---

---

---

## **Fifth Grade – List of Projects for Book #2**





Students will choose one book from the suggested list and complete one of the following projects.

1. Make a timeline of ALL the events of the book.
2. Write a one-sentence summary of each chapter and illustrate the sentence.
3. Make a shoe box diorama of a scene from the book you read. Write a paragraph explaining the scene and its effect in the book.
4. Choose an interesting character from the book. Consider the character's personality, likes, and dislikes. Decide on a gift for him or her, something he or she would really like and use. Design a greeting card to accompany your gift. In the greeting, explain to your choice of character, your "friend" from the book, why you selected the gift.

Name: \_\_\_\_\_ Book Title: \_\_\_\_\_

# BOOK PROJECT RUBRIC


This rubric shows how your project will be graded. Your project is worth 25 points.

| CATEGORY  | ★ 5 POINTS<br>EXCELLENT   | ★ 4 POINTS<br>GOOD  | ★ 3 POINTS<br>NEEDS IMPROVEMENT  | ★ 1 POINT<br>BEGINNING                               |
|---|---|---|--|--|
| <br><b>UNDERSTANDING OF THE BOOK</b>    | Shows excellent understanding of the story, characters, setting, and events, with many details. | Shows good understanding of the story with several details. | Shows basic understanding of the story but is missing important details. | Shows little understanding of the book.              |
| <br><b>COMPLETION OF PROJECT</b>       | All parts of the project are completed with care and attention to detail.                       | All or most parts of the project are completed.             | Some parts of the project are missing or incomplete.                     | Many parts of the project are missing or incomplete. |
| <br><b>EXPLANATION &amp; DETAILS</b>   | Ideas are clearly explained with strong details and examples.                                   | Ideas are explained with some details.                      | Ideas are explained but with limited details.                            | Little or no explanation or details are provided.    |
| <br><b>CREATIVITY &amp; EFFORT</b>     | Very creative and shows outstanding effort.   | Creative and shows good effort.                             | Some creativity and effort shown.  | Little creativity and effort shown.                  |
| <br><b>ORGANIZATION &amp; NEATNESS</b> | Very neat, well organized, and easy to understand.  | Mostly neat and well organized.                             | Somewhat messy or hard to follow.  | Very messy or difficult to understand.               |

★ **TOTAL SCORE** ★

\_\_\_\_\_ / 25

★

**TEACHER COMMENTS** 

\_\_\_\_\_

\_\_\_\_\_

\_\_\_\_\_

≡ ★ ★ GREAT WORK! YOU SHOULD BE PROUD OF YOUR EFFORT! ★ ★ ≡

Name: \_\_\_\_\_

Book Title: \_\_\_\_\_

# TIMELINE

## OF EVENTS

Make a timeline of ALL the events in the book in the order they happened.

- 1 \_\_\_\_\_  
\_\_\_\_\_
- 2 \_\_\_\_\_  
\_\_\_\_\_
- 3 \_\_\_\_\_  
\_\_\_\_\_
- 4 \_\_\_\_\_  
\_\_\_\_\_
- 5 \_\_\_\_\_  
\_\_\_\_\_
- 6 \_\_\_\_\_  
\_\_\_\_\_
- 7 \_\_\_\_\_  
\_\_\_\_\_
- 8 \_\_\_\_\_  
\_\_\_\_\_
- 9 \_\_\_\_\_  
\_\_\_\_\_
- 10 \_\_\_\_\_  
\_\_\_\_\_



**TIP:** Talk about what happened, who was involved, and why it was important.  
Be as detailed as you can!



Name: \_\_\_\_\_

Book Title: \_\_\_\_\_

# CHAPTER SUMMARIES

Write a one sentence summary of each chapter and illustrate the sentence.

Chapter: \_\_\_\_\_

One sentence summary:

\_\_\_\_\_  
\_\_\_\_\_

Illustrate:



Chapter: \_\_\_\_\_

One sentence summary:

\_\_\_\_\_  
\_\_\_\_\_

Illustrate:



Chapter: \_\_\_\_\_

One sentence summary:

\_\_\_\_\_  
\_\_\_\_\_

Illustrate:



Chapter: \_\_\_\_\_

One sentence summary:

\_\_\_\_\_  
\_\_\_\_\_

Illustrate:



Chapter: \_\_\_\_\_

One sentence summary:

\_\_\_\_\_  
\_\_\_\_\_

Illustrate:



**TIP:** Your summary should tell what happened in the chapter using only **ONE** sentence. Use your own words!



Name: \_\_\_\_\_

Book Title: \_\_\_\_\_

# A GIFT FOR A CHARACTER

Choose an interesting character from the book. Think about the character's personality, likes, and dislikes. Choose a gift they would really like and use.

Then design a greeting card and explain why you chose that gift.

## THE CHARACTER

Character's Name: \_\_\_\_\_

Personality: \_\_\_\_\_  
\_\_\_\_\_  
\_\_\_\_\_

Likes: \_\_\_\_\_  
\_\_\_\_\_  
\_\_\_\_\_

Dislikes: \_\_\_\_\_  
\_\_\_\_\_

## THE GIFT

What is the gift? \_\_\_\_\_  
\_\_\_\_\_  
\_\_\_\_\_

Why is this a good gift for this character?  
\_\_\_\_\_  
\_\_\_\_\_  
\_\_\_\_\_  
\_\_\_\_\_  
\_\_\_\_\_

## DESIGN YOUR GREETING CARD



Write your message to the character.



\_\_\_\_\_  
\_\_\_\_\_  
\_\_\_\_\_  
\_\_\_\_\_  
\_\_\_\_\_  
\_\_\_\_\_  
\_\_\_\_\_  
\_\_\_\_\_  
\_\_\_\_\_  
\_\_\_\_\_



Name: \_\_\_\_\_

Book Title: \_\_\_\_\_

# SHOE BOX DIORAMA

Make a shoe box diorama of a scene from the book you read.  
Write a paragraph explaining the scene and its effect in the book.

## CREATE YOUR DIORAMA



1. Choose an important scene from the book.
2. Use a shoe box (lid off) as your diorama box.
3. Design the setting inside the box.  
Think about where it takes place and what it looks like.
4. Add characters and show what they are doing.  
Be sure to include the main characters in this part of the story.
5. Include important details from the scene.  
Use materials like paper, drawings, clay, cotton, paint, or other craft supplies to bring your scene to life.
6. Make your diorama neat and creative!  
Take your time and add details that help tell the story.

## SCENE CHOSEN:

---

---

---

## WHY I CHOSE THIS SCENE:

---

---

---

---

## EXPLAIN THE SCENE

Write a paragraph explaining the scene and its effect in the book.

---

---

---

---

---

---

---

---