



St. Joseph Catholic School Summer Reading 2026-2027




Fourth Grade

Due Date for Summer Reading – **Wednesday, August 12, 2026**

Required Book and Graphic Organizer:

1. All students will read the following book and complete the attached graphic organizer.

Because of Winn-Dixie by Kate DiCamillo



Book and Project:

2. All students will choose **one** book from the list below and complete **one** of the attached projects.

Flora and Ulysses by Kate DiCamillo

Crenshaw by Katherine Applegate

Sled Dog School by Terry Lynn Johnson

Swindle by Gordon Korman

Mr. Popper's Penguins by Richard Atwater

Hello Universe by Erin Entrada Kelly

Who Was....Biography Series

Name: _____

Book Title: _____

★ BOOK GRAPHIC ORGANIZER ★

★ PLOT ★

Retell the plot in five sentences here.


★ BLURB ★

Write a blurb to "sell" your book here.



★ SETTING ★

Describe where and when the story happens here.



★ BOOK ★

Draw or paste a picture of the book cover here.

Title: _____

Author: _____

★ PROBLEM ★

Tell about the story's main problem here.

★ CHARACTER ★

Describe your favorite character here.

★ SOLUTION ★

Tell how the problem was solved here.

★ PERSONAL RESPONSE ★

Emotion What emotion did you mainly feel? Why?

Connection Did the story remind you of something?

Rating I would give this book _____ stars.

★★★★★

★ QUICKTAKES ★

Surprise Something that surprised me about the story was _____

Recommendation I would recommend this book to _____ because _____

Vocabulary A word I learned from the story is _____ . It means _____

Fourth Grade – List of Projects for Book #2

Students will choose one book from the suggested list and complete one of the following projects.






1. Create a soda-bottle person that represents your favorite character, and write a short summary of the book.
2. Prepare a one-page newspaper based on a book.
3. Prepare a news broadcast of the story.
4. Create a travel brochure that describes the story's setting. Please include pictures.

Name: _____

Book Title: _____

BOOK PROJECT RUBRIC

This rubric shows how your project will be graded. Your project is worth 20 points.

| CATEGORY | 4 POINTS EXCELLENT | 3 POINTS GOOD | 2 POINTS NEEDS IMPROVEMENT | 1 POINT BEGINNING |
|---|--|---|--|---|
|  UNDERSTANDING OF THE BOOK | Shows deep understanding with clear, detailed ideas from the book. | Shows good understanding with some details. | Shows basic understanding but missing important parts. | Shows little understanding of the book. |
|  COMPLETION OF THE PROJECT | All parts are fully completed with strong effort. | Most parts are completed. | Some parts are missing or incomplete. | Many parts are missing. |
|  EXPLANATION & THINKING | Ideas are clearly explained with strong reasoning and details. | Ideas are explained but may need more detail. | Some explanation, but unclear or incomplete. | Little or no explanation. |
|  CREATIVITY & EFFORT | Very creative and shows strong effort and originality. | Some creativity and effort shown. | Limited creativity or effort. | Very little effort shown. |
|  ORGANIZATION & NEATNESS | Very neat, organized, and easy to understand. | Mostly neat and organized. | Somewhat messy or hard to follow. | Difficult to read or very messy. |

TOTAL SCORE

_____ / 20

TEACHER COMMENTS 


GREAT WORK! YOU SHOULD BE PROUD OF YOUR EFFORT!

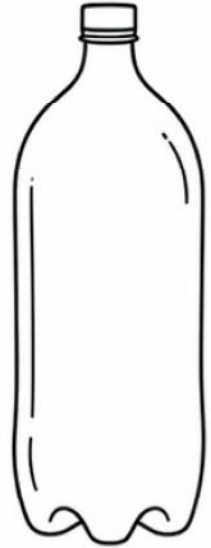

Name: _____ Book Title: _____

Soda Bottle Character Project

Create a soda bottle person that represents your favorite character and complete a short summary of the book.

1. Instructions:

1. Choose your favorite character from your book.
2. Use a clean, empty 2-liter soda bottle to build your character.
3. Make your character look like the one from the book.
Use materials such as paint, paper, fabric, yarn, buttons, markers, or other craft supplies.
4. Add details that show their personality, actions, or important traits from the story.
5. Be creative and have fun!



2. My Soda Bottle Character

Draw a sketch of your soda bottle character in the space below.

3. Short Summary

Write a short summary of the book. Be sure to include the beginning, middle, and end.

EXTRA!
All the news
about an
amazing
book!

THE BOOK TIMES



★ YOUR BOOK. YOUR NEWS. YOUR STORY. ★

Name: _____ Book Title: _____ Author: _____

★ BREAKING BOOK NEWS!

Write a catchy headline about your book!



★ THE BIG STORY ★

Write a news article about your book.
Be sure to include:

- the setting
- the main characters
- the problem
- what happened (important events)
- how it was solved (the solution)



★ EXCLUSIVE INTERVIEW ★

You got an interview with a character from the book!



Who is it? _____

| QUESTION | CHARACTER'S ANSWER |
|----------|--------------------|
| 1. _____ | _____ |
| 2. _____ | _____ |
| 3. _____ | _____ |



STORY WEATHER REPORT

What was the "mood" of your story?
Circle one and explain why.



Happy



Sad



Exciting



Scary



Mixed



THE SCENE I'LL NEVER FORGET

Draw a picture of your favorite scene from the book.

★ BOOK REVIEW ★

Would you recommend this book to a friend?
Circle one.



Why or why not?



Name: _____

Book Title: _____



BREAKING NEWS!



PREPARE A NEWS BROADCAST OF THE STORY.


You are a news reporter! Share the most important events from the story as if they are happening right now.

1 TOP STORY: HEADLINE

Write a catchy headline about the story.

2 NEWS ANCHOR

Draw yourself as the news anchor.



3 THE BIG STORY

Write a short news report.

Be sure to include:

- ★ the setting
- ★ the main characters
- ★ the problem
- ★ what happened (important events)
- ★ how it was solved (the solution)



4 INTERVIEW TIME

Interview a character from the story. Write the questions you will ask and what they might say.



| QUESTION | CHARACTER'S ANSWER |
|----------|--------------------|
| 1. | |
| 2. | |
| 3. | |

5 ON THE SCENE

Draw a picture of an important scene from the story as if our camera crew is there!



6 CLOSING REMARKS

Write a closing statement to end your news broadcast.



THIS HAS BEEN YOUR NEWS REPORT. STAY INFORMED AND KEEP READING!



Name: _____

Book Title: _____



TRAVEL BROCHURE




A Trip to the Story's Setting!

Create a travel brochure that describes the story's setting.
Please include pictures.



WELCOME TO...

Where in the story does our adventure take place?



ABOUT THIS PLACE

Describe the setting.
What is it like?

WHAT CAN YOU SEE?

List the important sights and features.

- _____
- _____
- _____
- _____
- _____



THINGS TO KNOW

Important details about this place in the story.



Location:



Weather:



People who live here:




Landmarks:



What makes this place special?

BEST PARTS OF THE VISIT!

What are some exciting or interesting things that happen in this setting?



WOULD YOU VISIT?

Would you like to visit this place?
Why or why not?

