



# St. Joseph Catholic School Summer Reading 2026-2027




## Third Grade

Due Date for Summer Reading – **Wednesday, August 13, 2026**

Required Book and Graphic Organizer:

1. All students will read the following book and complete the attached graphic organizer:

**Freckle Juice** by Judy Blume



Book and Project:

2. All students will choose **one** book from the list below and complete **one** of the attached projects.

**Judy Moody and the Not Bummer Summer** by Megan McDonald

**Sideways Stories from Wayside School** by Louis Sachar

**Sarah, Plain and Tall** by Patricia MacLachlan

**Match Box Diary** by Paul Fleischman

**Third Grade Angels** by Jerry Spinelli

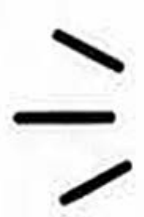
**Waiting for the Magic** by Patricia MacLachlan

**Fly Guy Presents....** By Tedd Arnold



Name: \_\_\_\_\_


Book Title: Freckle Juice



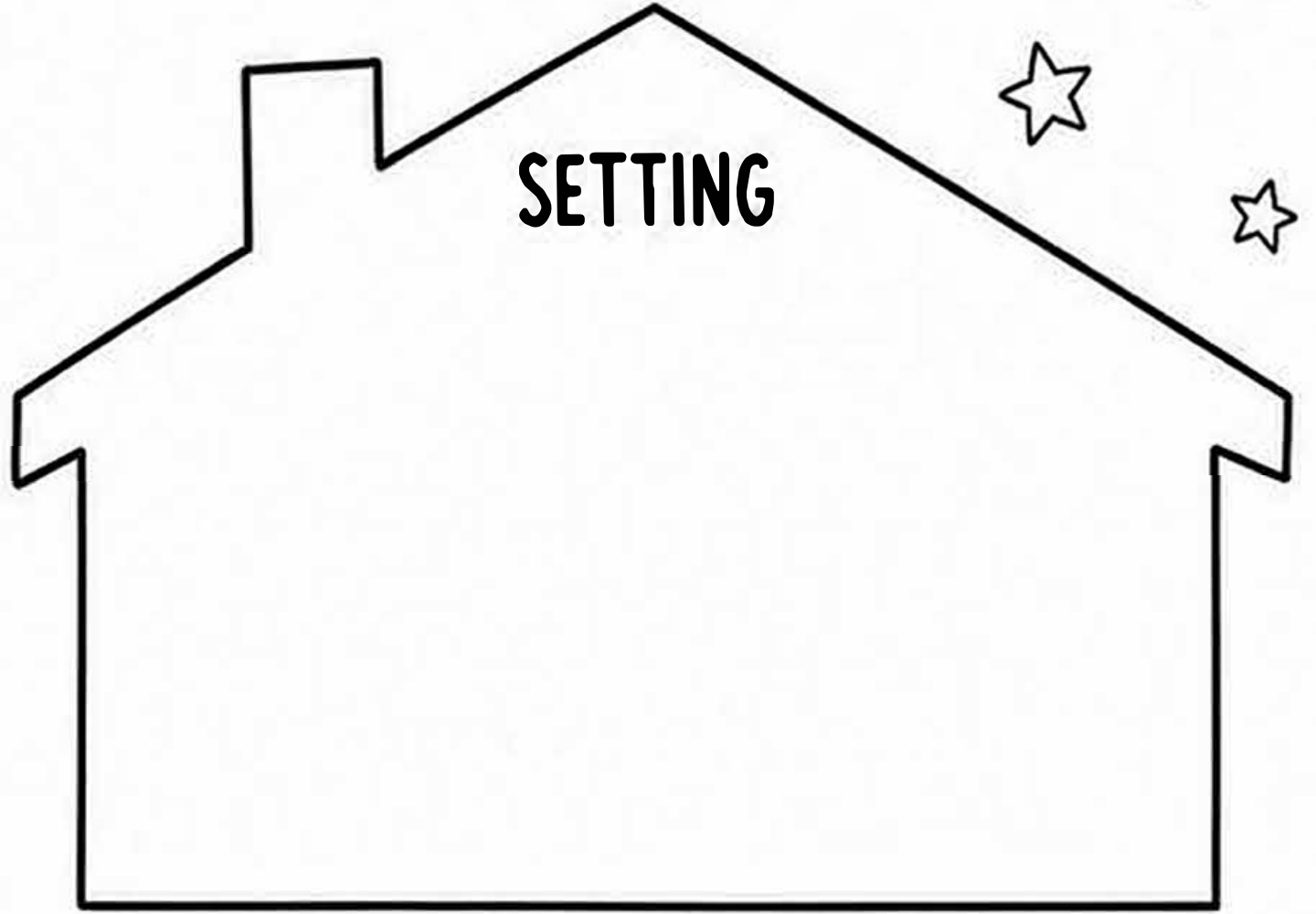
# STORY GRAPHIC ORGANIZER



CHARACTERS



SETTING



PROBLEM

\_\_\_\_\_  
\_\_\_\_\_  
\_\_\_\_\_  
\_\_\_\_\_



EVENTS

\_\_\_\_\_  
\_\_\_\_\_  
\_\_\_\_\_  
\_\_\_\_\_



SOLUTION

\_\_\_\_\_  
\_\_\_\_\_  
\_\_\_\_\_  
\_\_\_\_\_

**Directions:** Have students write the book title on the line above. Then have them name the characters; identify the setting; and list the problem, events, and solution of the story.



## **Third Grade – List of Projects for Book #2**

Students will choose one book from the suggested list and complete one of the following projects.






1. Write a new ending to your story. It must be at least one paragraph long with a minimum of five sentences.
2. Create a portrait of a character from your book. This should include a written piece that tells about the character. It should include information on events, traits, and conflicts (if any) that involve the character.
3. Create a book jacket. It must include details about the characters and the setting. It should be in full color.
4. Make a comic strip telling the story. This must include at least 6 parts/boxes to the comic.

Name: \_\_\_\_\_

Book Title: \_\_\_\_\_

# BOOK PROJECT RUBRIC

This rubric shows how your project will be graded. Your project is worth 20 points.

CATEGORY	4 POINTS EXCELLENT	3 POINTS GOOD	2 POINTS NEEDS IMPROVEMENT	1 POINT BEGINNING
 <b>UNDERSTANDING OF THE BOOK</b>	Shows deep understanding with clear, detailed ideas from the book.	Shows good understanding with some details.	Shows basic understanding but missing important parts.	Shows little understanding of the book.
 <b>COMPLETION OF THE PROJECT</b>	All parts are fully completed with strong effort.	Most parts are completed.	Some parts are missing or incomplete.	Many parts are missing.
 <b>EXPLANATION &amp; THINKING</b>	Ideas are clearly explained with strong reasoning and details.	Ideas are explained but may need more detail.	Some explanation, but unclear or incomplete.	Little or no explanation.
 <b>CREATIVITY &amp; EFFORT</b>	Very creative and shows strong effort and originality.	Some creativity and effort shown.	Limited creativity or effort.	Very little effort shown.
 <b>ORGANIZATION &amp; NEATNESS</b>	Very neat, organized, and easy to understand.	Mostly neat and organized.	Somewhat messy or hard to follow.	Difficult to read or very messy.

TOTAL SCORE

\_\_\_\_\_ / 20

TEACHER COMMENTS 
 \_\_\_\_\_  
 \_\_\_\_\_  
 \_\_\_\_\_

**GREAT WORK! YOU SHOULD BE PROUD OF YOUR EFFORT!**


Name: \_\_\_\_\_ Book Title: \_\_\_\_\_

# Write a New Ending!

Write a new ending to your story.

It must be at least one paragraph long with a minimum of five sentences.

1. Where does your new ending begin?  
What part of the story are you changing?

---

---

2. How will your ending be different?  
What will happen in your new ending?

---

---

## 3. Write Your New Ending

Write at least one paragraph with five or more sentences.

---

---

---

---

---

---

---

---

---

---


### Remember:

- Use details from the story.
- Include what happens, who is there, and how it ends.
- Check that you wrote at least five sentences!

Name: \_\_\_\_\_ Book Title: \_\_\_\_\_



# My Character Portrait



Choose a main character from your book and tell about them!

1. Who is the character?

\_\_\_\_\_

2. What does the character look like?

Describe their appearance.  
Use details from the book!

\_\_\_\_\_  
\_\_\_\_\_  
\_\_\_\_\_  
\_\_\_\_\_  
\_\_\_\_\_

Sketch the Character

3. What is the character like on the inside?

Describe their personality.

\_\_\_\_\_  
\_\_\_\_\_  
\_\_\_\_\_  
\_\_\_\_\_

4. What does the character do  
in the story?

Tell about the character's actions.

\_\_\_\_\_  
\_\_\_\_\_  
\_\_\_\_\_  
\_\_\_\_\_

5. How does the character change (or stay the same) in the story?

Use details from the book.

\_\_\_\_\_  
\_\_\_\_\_  
\_\_\_\_\_

## SENTENCE STARTERS (You can use these to help write!)

- The character's name is \_\_\_\_\_.
- They look \_\_\_\_\_.
- They are \_\_\_\_\_.
- One thing they do in the story is \_\_\_\_\_.

- I think the character is \_\_\_\_\_  
because \_\_\_\_\_.
- At the beginning of the story \_\_\_\_\_.
- By the end of the story \_\_\_\_\_.

Name: \_\_\_\_\_ Book Title: \_\_\_\_\_

# My Book Jacket

Design a book jacket for your book!

**Back Cover**

(Draw a picture and write a few words.)

**Spine**

(Write the title and your name.)

**Front Cover**

(Draw a picture and write the title.)

Back Cover

Spine

Front Cover

Who is the book about?

What is the book about?

\_\_\_\_\_  
\_\_\_\_\_

\_\_\_\_\_  
\_\_\_\_\_

Tell about your book.

Would someone want to read your book? Why? Give two reasons.

1. \_\_\_\_\_  
\_\_\_\_\_

2. \_\_\_\_\_  
\_\_\_\_\_

Name: \_\_\_\_\_ Book Title: \_\_\_\_\_

# My Comic Strip!

Create a comic strip about your book!  
Show important events from the story.

1

2

3

\_\_\_\_\_

\_\_\_\_\_

\_\_\_\_\_

4

5

6

\_\_\_\_\_

\_\_\_\_\_

\_\_\_\_\_

Tell about your comic strip!

What is happening in your comic strip? How does it show the story?

\_\_\_\_\_

\_\_\_\_\_

\_\_\_\_\_

\_\_\_\_\_